

Everyone riding in a car must put seat belt

In addition to the driver's seat and passenger seat, passengers in all seats are required to wear their seat belts.



In case of the accident



① Call an ambulance (dial 119) to help injured person(s).

After helping injured person(s), move the rental vehicle to the safe area as quickly as possible.

② Call the police (dial 110) from the scene.

Both victim of and responsible for the accident have to report to the police. Please complete necessary procedures and keep "The accident certificate" with you.

③ Call Accident Reception Center from the scene

※Insurance will not cover and compensation will not be paid when the necessary procedures are not completed.

●Please fill out "What to Do After an accident" form. ※You can find this form in the "Automobile inspection certificate file" in the car.

When car accident occurred, please write all information as many as you've get.

For example...

- Date&Time of Accident
- Accident scene
- Name of police department
- Other driver's name
- Other driver's phone number
- Other driver's car number

Thank you for your cooperation.

Deductible (Without "CDW") Property damage liability coverage deductible **JPY 50,000**
Vehicle damage coverage deductible **JPY 50,000**※
※JPY 100,000 for buses and trucks with a registration number beginning with "1"

Non-operation charge (Without "NOC support plan") If the vehicle is returned to the specified outlet (i.e. the vehicle is operable) **JPY 20,000**
Other than the above **JPY 50,000**

RISKS
▼Extra charges and/or Extra time to go through formalities
▼You might get hurt

※If the vehicle can not return to the outlet, you might pay the towing charge depends on compensations.


Please observe the traffic regulations and drive safely.

Non operation charge(Loss of use)

JPY20,000...If you get small (minor) scratch or dent such as pictures bellow.



JPY50,000...If you get big (serious) damage such as pictures bellow. If you have serious accident, you might hurt yourself badly.



About warning light

The warning light will be turned off after starting engine if the function doesn't have any problem. If the departure outlet is closed, please call JAF at 0570-00-8139. Some vehicles don't have symbols with * marks.

Symbols	Meaning	Color	State	Action required
	Seatbelt warning	Red	on	Please fasten seatbelt.
	Brake warning	Red	on	①Please release the parking brake. ②Please stop the vehicle immediately at safe area and call departure outlet.
	Battery warning	Red	on	There is a fault in the charging system. Please stop the vehicle immediately at safe area and call departure outlet.
	Engine oil pressure warning	Red	on	Oil pressure is low. Please stop the vehicle immediately at safe area and call departure outlet.
	SRS Airbag warning	Red	on/ blink	There is a fault in the airbag system. Please call departure outlet.
	Door open warning	Red	on	Please close the door, trunk lid, rear hatch, or hood as soon as possible.
	Security indicator	Red	blink on	The system is working while the power is OFF. It's not a warning. There is a fault in the system. Please call departure outlet.
	High water temperature warning	Red	on	The coolant temperature is too high. Please stop the vehicle immediately at safe area and call departure outlet.
	Low water temperature warning	Green	on	The coolant temperature is below what is needed for optimum performance. If the light remains ON after warming up the engine, please call departure outlet.
	ABS warning	Amber	on	The ABS (Antilock Braking System) isn't working normally. Please call departure outlet as soon as possible.
	Engine warning	Amber	on/ blink	There is a fault in the electric engine management system. Please stop the vehicle immediately at safe area and call departure outlet.
	Low fuel warning	Amber	on	The fuel level is low. Please refill the tank as soon as possible with right type of gas.
	Emergency braking system warning *	Amber	on blink	The emergency braking system is OFF. Please turn on the switch for safety support. The camera for the emergency braking system is NOT working normally due to dirt on the windshield or the strong light from the front.
	Lane departure warning*	Amber	blink on	The vehicle is traveling close to either the left or the right of the traveling lane. A warning chime may also be heard. If the light remains ON after restart the engine, there is a fault in the system. The vehicle is still drivable, but please call departure outlet.
	Vehicle Dynamic Control warning	Amber	blink on	The system is doing its work to keep the vehicle in control. It's not a warning. Please drive carefully. There is a fault in the VDC (stability control) system. Please call departure outlet.
	Key warning *	Amber	blink	There is a fault in the steering lock or key system. Please call departure outlet. When you leave the vehicle with intelligent key, power position must be OFF. Otherwise, please keep the intelligent key inside the vehicle.
	Key warning *	Green	blink	The battery inside the key is running low. Please replace it.
	Idling stop indicator *	Green	on blink fast blink slowly	The idling stop system is ON. It's not a warning. The hood is open. Please pull over and close the hood. There is a fault in the idling stop system. Please call departure outlet.



NISSAN Rent a Car Rental Guide

Please read carefully before departure



Contact List

	Insurance accident reception center (Sompo Japan Nipponkoa)	0422-35-4219	When car accident occurred (Call both)
	Police	110	
	Ambulance	119	When someone injured in accident
	Pay road service (JAF)	0570-00-8139	When you need road service (towing service, flat tire)
	Customer Help Desk for foreigners	03-4455-9062	In the Event of Troubles except car accident. Other Inquiries


24 hours 7 days

Vehicle Return Date and Time

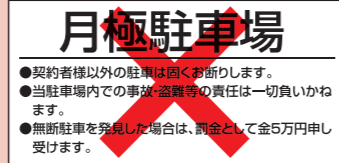
If the scheduled return date and time is changed, or if vehicle return will be delayed, be sure to inform the departure outlet.

Illegal parking

The Road Traffic Act prohibits parking in certain areas. When parking, be sure to use a parking lot. In Japan, parking lot is small. Please park carefully.



This sign means "Monthly Parking lot". No Parking.



If an illegal parking ticket is placed on the vehicle, please report to the police station with jurisdiction promptly, complete the required procedure, and pay the fine at one of the specified financial institution.



When you return the vehicle, please show us

- Traffic Violation Notice
- Payment slip with receipt stamp

The customer must pay the following illegal parking penalty to us.

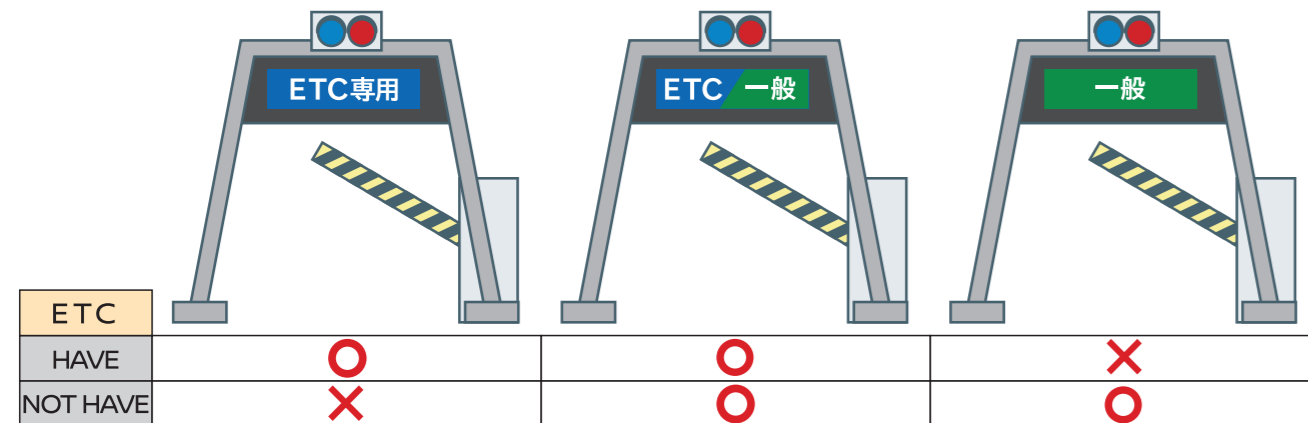
Regular vehicles	JPY 25,000
Semi-medium and medium vehicles*	JPY 30,000

* Models counted as Semi-medium and medium vehicles T2~T6, M1

Passing through expressway toll gates

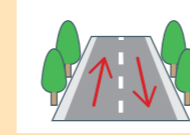
Toll expressway include a gate marked "ETC 専用(ETC only)".

This indicates that the gate is part of the "Electronic Toll Collection System". The vehicles not equipped with dedicated ETC equipment and an ETC card cannot use this gate but the gate named "一般 (General)". Depending on the location, payment will be made either at the "Entrance" or "Exit".

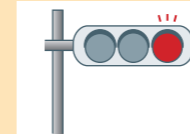


Traffic rules

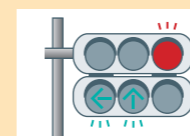
- Vehicles in Japan are driven on the left-hand side of the road.



- A red light means "Stop". Turning right/left is prohibited.



- When a green arrow appears, cars can proceed in the direction of the green arrow even if the light is yellow or red.



- Speed limits are assigned to all roads, including general roads and toll roads. Please observe the speed limit and drive safely. Also, be aware that some roads are monitored by automated speed monitoring systems. Be careful not to speed!



- Driving under the influence of alcohol is prohibited by law.
- Use of a cell phone or smart phone while driving is prohibited by law.



Main road signs in Japan



Stop



No parking



No parking or stopping



No entry



One way

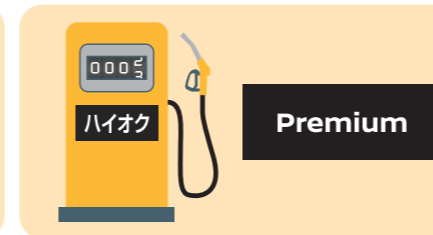
Fuel

The fuel tank should be returned with full-tank.



Please fill up at gas station on the map we handed and show us the receipt when returned.

If the tank is not filled before the vehicle is returned, the customer will be charged an amount calculated according to the distance driven. Note that in that case, the charge is higher than the cost of actually filling the tank. When renting a vehicle, confirm the type of fuel that is used for the vehicle. If you fill it with the wrong fuel, you may damage the vehicle. Repairs will then have to be made by the rental company. The cost of such repairs will be borne by the customer.



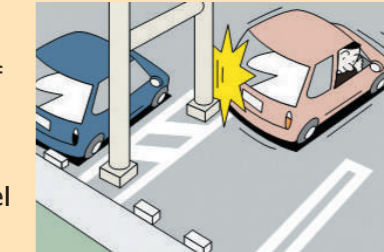
Accident examples

① In the parking lot

Get the correct feeling of the width of the car!!

<Measures>

- Right angle adjustment of the mirrors.
- Turn the steering wheel with caution.



② Rear-end accident

Keep your eyes on the road !!

<Measures>

- DO NOT use cellphone or GPS during driving. Please pull over when you use them.



③ At the intersection

Right turn: Beware of oncoming car and two-wheeler behind!!
Left turn: Beware of motorcycle and bicycle on your left side!!

<Measures>

- Right turn: Watch out for oncoming cars.
- Left turn①: Turn on the left blinkers early.
- Left turn②: Please consider inner wheel difference and slow down when you make a left turn.



④ Skidding accident caused by rain or snow

Consider the road condition !!
You need more distance between the vehicles, because it's wet and/or icy.


<Measures>

- Operate accelerator, brake and steering wheel carefully.
- Be careful even on the straight road.



Special cautions

This road sign's meaning is "STOP".



Vehicles in Japan are driven on the left-hand side of the road. But please try not too close to the left side.

